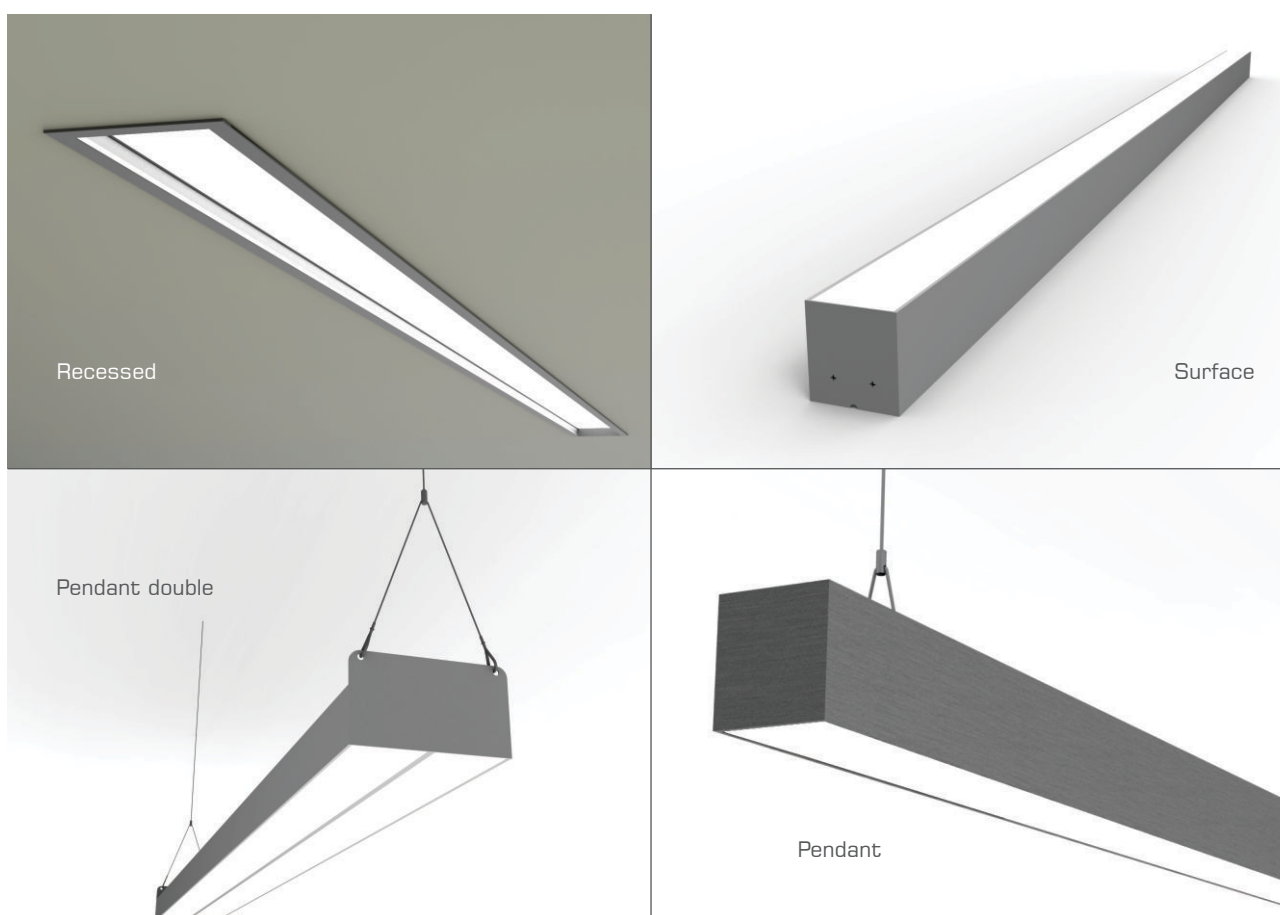


ENTTEC

www.enttec.com

BL Series

Made to measure



Suitable wherever a sleek, linear LED option is required, this profile has been designed for use in lighting situations where direct lighting is required to effectively illuminate any space. From ceiling to floor, creating continuous run, the A1 BL75 is a versatile lighting fixture offering endless possibilities to suit any project.

BL Series

www.enttec.com

Ingenious lighting

► Versatility

Many options are available and can be incorporated to suit any particular design. The range offers pendant, recessed and surface options to fit any space.

► Construction

Extruded aluminium profile finish can be customized depending on project requirements (anodised, powder coated).

► Made to measure

Compact and easily customised, the A1 BL75 can be configured as per your requirements to efficiently lit any sized area. Lengths are available in mm increments.


► Features

- Simple installation
- Surface, Pendant or Recess
- Custom lengths in mm increments
- Variable colour temperature
- Compact and easily customised
- Integrated downlight or EL option
- Dimmable


► Performance

- The profile fits in constricted areas to provide maximum performance
- Open construction of luminaire has minimum maintenance
- 50,000 hours lifetime
- High efficiency


- Suitable for continuous run as invisible length options.
- Various orientations can be designed, from ceiling to wall illumination.
- Multiple diffuser options available to give a uniform and smooth light output.



High Output Pendant



Recessed



Surface

BL Series

Selection made easy

1. Select your profile type

▶ Surface

BL40-S **BL40-SUD** **BL75-S** **BL75-SUD**

internal gear external gear

▶ Recessed

BL75-R

glare controlled Flush

▶ Pendant

BL40-P **BL40-PUD** **BL75-P** **BL75-PD** **BL75-PT** **BL75-PUD**

dual light internal gear triple light internal gear up & down internal gear

2. Select your light engine

CCT 3000K 4000K 5000K

Colour RGB RGBW

CRI 3000K High CRI 4000K High CRI

Output 1000 → 10000 lm/m

3. Select the diffuser

▶ Type

- Clear
- Frosted
- K12
- Y10
- Holographic

C/O70 **Y19**

H30 **Y12**

H90 **Y10**

4. Select the gear

▶ Internal / External

- Non-dim
- 1-10V
- DALI


► Technical specifications



LED Engine	ENTTEC Mirror Drive
Source efficacy	120 Lumens / Watt (std)
Total efficacy	90 Lumens / Watt @ source

Power factor	>0.9
CRI	80+ (90+ option)
IP Rating	20 (standard) 55 (optional)
Input AC mains	230VAC (external or internal driver)
Stand. warranty	3-5-10 years
Stand lifetime	50,000hrs/L70
Temp rating	10<45°C

Wiring	
Power Input	Hard Wire / Flex & Plug

Control	
DALI	screw in terminal / push fit 
1-10V	screw in terminal / push fit
DMX/RDM in	screw terminal / RJ45 connector
DMX/RDM out	screw terminal / RJ45 connector

Mounting	
Please refer to shop drawings for mounting points / options	

Warranty

Standard ENTTEC warranty policy. Optional annual extension available up to 10 years. Excludes installation or freight damage.

► Ordering details

Profile style	Light engine	Code	Lumens/m		Diffuser	Code	Gear	Code	Length
BL75-P	3000K	30K	1000	1	Clear	C	Non-dim	ND	Custom length to meet your requirement (Start from 300mm)
BL75-PD	4000K	40K	2000	2	Opal 70%	O70	1-10V	1	
BL75-PT	5000K	50K	4000	4	Y12	Y12	DMX/RDM	DX	
BL75-PUD	4000K High CRI	40KHC			Y19	Y19	DALI	DA	
BL75-R	3000K High CRI	30KHC			Y10	Y10			
BL75-S	RGB	R			H90	H90			
BL75-SUD	RGBW	RW			H30	H30			
BL40-P									
BL40-PUD									
BL40-S									
BL40-SUD									

Eg: Pendant with driver / 4000K / 1000 Lumens / Y12 / DALI gear / 8500mm long (BL75-P-40K-1-Y12-DA-8500)

Other custom configurations available, please contact us

www.enttec.com

Controls . Lights . Solutions

ENTTEC PTY LTD
Head office : 7 Macro Court
Rowville VIC 3178 Australia
Tel : +61 3 9763 5755
Fax : +61 3 9763 5688
sales@enttec.com

ENTTEC EUROPE
F22-26 Parkhall Business Centre
40 Martell Road
London SE21 8EN, UK
Tel : +44(0) 2070616210
sales@enttec.co.uk

ENTTEC AMERICAS
604A Cornerstone Ct.
Hillsborough NC27278 USA
Tel & Fax : (888) 454-5922
sales.americas@enttec.com